



Cormorant II 4-day Cruise "A"

(San Cristobal, Española, Floreana, Santa Cruz)



Day 1: Wednesday SAN CRISTOBAL ISLAND

In the morning: San Cristobal airport arrival

You will arrive at San Cristobal Island in the morning.

After passing through immigration and baggage claim, you will be met by a Cormorant II staff member and transferred to the yacht. You will be shown to your cabin where you will have some time to settle in before lunch and a welcome briefing.

In the afternoon: Lobos Island

You will take an excursion to Lobos Island which means "Sea Lion Island." This appropriately named island is ripe with noisy, playful, jolly sea lions who will welcome you to their home with open, well, fins. This island also offers great snorkeling opportunities as well as the chance to see blue-footed and Nazca boobies.



Lobos Island, San Cristobal Island

Highlights & Animals:	Sea lions, frigate birds, blue-footed boobies
Difficulty:	Easy/Moderate
Type of Landing:	Dry Landing
Possible Activities:	Hiking, snorkeling, dinghy ride

Or: Kicker Rock

This striking rock formation is located a couple hours off the western shore of San Cristobal. Jutting out of the water, the rocks stand vertically at hundreds of feet above the ocean divided by a small channel. Although there are no landing areas, circumnavigation allow visitors to spot a variety of marine life.



Kicker Rock, San Cristobal Island

Highlights & Animals:	Sharks, tropical fish, turtles, manta rays (occ.), hammerhead sharks, spectacular rock formations; sea birds: blue-footed boobies, Nazca boobies & frigate birds.
Difficulty:	Easy
Type of Landing:	No Landing
Possible Activities:	Circumnavigation

Day 2: Thursday

ESPAÑOLA ISLAND

In the morning: Suarez Point

On the trail to Suarez Point you will have the chance to spot blue-footed boobies, albatrosses, and Nazca boobies. This island is the breeding site of nearly all of the world's 12,000 pairs of waved albatrosses. You will also visit a beautiful site on the ocean front where there is a cliff that the large albatrosses use as a launching pad! You will have the chance to see the famous blowhole that spurts sea water into the air. The landscape is great for photography.



Suarez Point, Española Island

Highlights & Animals:	Hood mockingbirds, Nazca boobies, waved albatrosses (approximately from the last week of April until the last week of January), red-billed tropicbirds, lava lizards, Galapagos hawks, blowhole, amazing landscape and maybe blue-footed boobies.
Difficulty:	Difficult
Type of Landing:	Dry Landing
Possible Activities:	Hiking

In the afternoon: Gardner Bay, Gardner Islet & Osborn Islet

This excursion takes you to the spectacular Gardner Bay. After landing, you can walk across a lovely white-sand beach amongst a busy sea lion colony or dive into the water to swim with sea lion pups. You may also see curious mockingbirds on the beach.



Gardner Bay, Gardner Islet & Osborn Islet, Española Island

Highlights & Animals:	White sandy beach, sea lions, mockingbirds; snorkeling: colorful fish, sea lion nursery
Difficulty:	Easy
Type of Landing:	Wet Landing
Possible Activities:	Hiking, snorkeling, dinghy ride, kayaking, paddle board

Day 3: Friday

FLOREANA ISLAND

In the morning: Post Office Bay

You will land on a beach and head to a spot where 18th century whalers placed a wooden barrel used as an unofficial mail box. The custom continues to this day with Galapagos visitors. So, don't forget your postcards, and don't be surprised if the post card arrives to its destination before you even get home!



Post Office Bay, Floreana Island

Highlights & Animals:	Post office barrel, nice sandy beach
Difficulty:	Easy
Type of Landing:	Wet Landing
Possible Activities:	Hiking, snorkeling

Afterwards: Baroness Viewing Point

Baroness Viewing Point is a fantastic place to absorb the environment of the Galapagos. Once inhabited by an indulgent baroness and her three lovers, the history of this island is intriguing. The legends about this baroness are associated with a fascinating murder mystery. There are easy trails in this area for exploring the flora and fauna of Floreana.



Baroness Viewing Point, Floreana Island

Highlights & Animals:	Great view, sea turtles, mysterious story about the first inhabitants of the islands
Difficulty:	Easy
Type of Landing:	Dry Landing
Possible Activities:	Hiking, snorkeling, dinghy ride, kayaking, paddle board

In the afternoon: Cormorant Point

Cormorant Point hosts a large flamingo lagoon where other birds such as common stilts and white-cheeked pintails can also be seen. The beaches on this island are distinct: The Green Beach is named so due to its green color, which comes from a high percentage of olivine crystals in the sand, and the Flour Sand Beach is composed of white coral.



Cormorant Point, Floreana Island

Highlights & Animals:	Flamingoes, green-colored beach
Difficulty:	Easy
Type of Landing:	Wet Landing
Possible Activities:	Hiking, snorkeling, dinghy ride, kayaking, paddle board

Afterwards: Champion Islet

Champion Islet, named after the whaler Andrew Champion, is a small island located just offshore Floreana Island in the southern part of the Archipelago. Considered as one of the most beautiful places on Galapagos for all snorkeling fans and an excellent opportunity for dolphin watching.



Champion Islet, Floreana Island


Highlights & Animals:	See lions, reef fish and Nazca boobies
Difficulty:	Moderate/Difficult
Type of Landing:	No Landing
Possible Activities:	Snorkeling, dinghy ride

Day 4: Saturday

SANTA CRUZ ISLAND

In the morning: Twin Craters

You will visit the Twin Craters located opposite to each other on both sides of the road leading from Puerto Ayora to Baltra. The name is only figurative; not real craters, these formations were created by the collapse of surface material in underground fissures and chambers. The view is breathtaking.



Twin Craters, Santa Cruz Island

Highlights & Animals:	Pit craters, Scalesia Forest
Difficulty:	Easy
Type of Landing:	Dry Landing
Possible Activities:	Hiking

Afterwards: Baltra Airport Departure

After this final visit, you will be transferred to the Baltra airport in time for your flight back to the mainland.


4-day Galapagos Cruise Itinerary "A"




Please note:


Itineraries are generally stable but may change due to weather, wildlife, safety, park regulations, guest abilities, or operational needs. Images shown are referential, and not all listed activities on each visitor point may be completed. Your guide and captain will always aim to choose the best possible itinerary.


Sales


 Toll Free: +1-877-209-7243

 Direct Line: +593-2-602-4568

Reservations

 sales2@royalgalapagos.com

 sales5@royalgalapagos.com

 sales7@royalgalapagos.com

Address

12 de Octubre Ave. N26-48 and
La Coruña Ave. Mirage Tower,
office 6D. Quito - Ecuador